
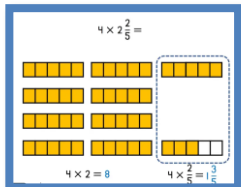

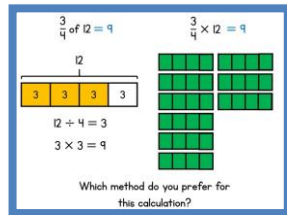


## Year five Home Learning - Week Commencing Monday 8<sup>th</sup> June

	Monday	Tuesday	Wednesday	Thursday	Friday
<b>Maths</b>		<b>Multiply unit and non-unit fractions by integers</b>  <a href="https://vimeo.com/420244176">https://vimeo.com/420244176</a>	<b>Multiply mixed numbers by integers</b>  <a href="https://vimeo.com/420244296">https://vimeo.com/420244296</a>	<b>Lesson 3 - Fractions of an amount</b>  <a href="https://vimeo.com/420244399">https://vimeo.com/420244399</a>	<b>Fractions as operators</b>  <a href="https://vimeo.com/420244575">https://vimeo.com/420244575</a>
<b>Web Link</b>	<a href="https://whiterosemaths.com/homelearning/year-5/">https://whiterosemaths.com/homelearning/year-5/</a> - Year 5 Week 6 Lesson 1-4_ or click on the individual weblinks for the day to get straight to the video				
<b>Worksheets in pack provided by school</b>					
<b>LBQ/PurpleMash</b>			Check Twitter, website or PurpleMash email		Check Twitter, website or PurpleMash email
<b>English</b>		<b>Pie Corbett's Wizards unit Year 5</b> 1. Read pg. 2 and complete pg. 3 – make your own wizard top trumps. <b>How many can you make? Be as inventive as you can.</b> 2. Read pg. 4 and complete pg. 5 – draw pictures of to show the meanings of the 4 words.	<b>Pie Corbett's Wizards unit Year 5</b> 1. Remind yourselves of the target words on pg. 4. 2. Complete pg. 6 – match the target words to the synonyms. 3. Complete pg. 7 put each of your target words in a sentence. <b>Remember relative clauses, similes, metaphors, 2A and alliteration.</b>	<b>Pie Corbett's Wizards unit Year 5</b> 1. Read pg. 8 and complete pg. 9 – Make up your own 3 word spells. 2. Read pg. 4 wizard advert again and complete the comprehension on pg. 10.	<b>Pie Corbett's Wizards unit Year 5</b> 1. Read pg. 11 and complete the 'The fill in the gaps game' on pg. 12
<b>Story Time</b>	Storytime at the barn with Michael Murpurgo every day at 1.00pm <a href="https://www.facebook.com/events/2589243801344439/">https://www.facebook.com/events/2589243801344439/</a>				
<b>Foundation Subjects</b>		<b>HISTORY</b> Who is the rightful heir to the throne 1066? <a href="https://classroom.thenational.academy/lessons/in-1066-who-was-the-rightful-heir-to-the-throne">https://classroom.thenational.academy/lessons/in-1066-who-was-the-rightful-heir-to-the-throne</a>	<b>ART</b> Draw/make and label your own wand. <b>What is I made from? How did it choose you?</b>	<b>ART/CREATIVE</b> Texture treasure hunt around the house. <a href="https://classroom.thenational.academy/lessons/texture-treasure-hunt">https://classroom.thenational.academy/lessons/texture-treasure-hunt</a>	<b>SPANISH</b> Spanish alphabet and numbers. <a href="https://classroom.thenational.academy/lessons/el-alfabeto-y-los-numeros-63518c">https://classroom.thenational.academy/lessons/el-alfabeto-y-los-numeros-63518c</a>

You can send a photograph of any completed work to school via Purple Mash or [schooloffice@merseypark.wirral.sch.uk](mailto:schooloffice@merseypark.wirral.sch.uk) for your teachers to see and provide feedback.