


Week beginning 6th July 2020

Hello again Year 2! A new week, a new set of challenges. As always we have been checking your books on Bug Club and adding new 2Do's to Purple Mash - we love marking them so keep doing them and try some of the Twitter challenges too. If you want something different have a look at these and see how many you can complete with your family:

Organising and sorting

Choose a group of your toys (for example Lego bricks, dolls, cars, shells) and lay them out.

Investigate how many ways you can sort them. Can you sort them by colour, size, shape, style?




Can you spot how these shells have been sorted? Is there a different way?


Year 2 Learning Journal

We know our year has been cut short but we have made lots of new friendships this year.

You've got a friend in me!
Think about a friend you have made this year and what makes them great.



What makes my friend so special...



My favourite memory with my friend...

What makes your friend so special?
What is your favourite memory of your friend? What are you looking forward to most when you see your friend in school again?

Magic Images



Get together kitchen roll, a permanent marker, felt tips, a plate and a small pot of water.

Fold the kitchen roll in half and on the front draw the outline of a picture with the permanent marker. Open it up and the outline should show. Colour in this outline with your felt tips. Fold it back in half.

Pour a little water onto the plate and place your folded kitchen paper on the water. What happens?

A craft challenge to get you creating!

Can you find a load of cardboard tubes and different coloured paints? Paint each tube so they are brightly coloured.



Now cut 4 small slits in the end of each tube (at o'clock, quarter past, half past and quarter to).

Now enjoy creating your own super towers and castles by stacking the tubes on top of each! How tall can you go?



Share photos of the activity with us by emailing: schooloffice@merseypark.mirral.sch.uk.

Positivity Pebbles



Spread some love by designing a picture on a pebble in paint. Take inspiration from the world around you or something you enjoy doing.

Once it is dry hide the pebble somewhere for another person to find so it makes them smile.

Scavenger Hunt

See if you can find something:

- that you can turn
- that is bumpy
- that you put together
- 2 things you can twist
- 3 things you can roll
- 4 things that are squishy

Would you like to have some fun in the kitchen to make a tasty treat with a grown up?

Well, try making this tasty M&M or Smarties fudge with just 3 ingredients.



- 225g milk chocolate
- half a tin (approx. 200g) of condensed milk
- 120g crispy M&Ms

Break the chocolate into pieces, put in a saucepan with the condensed milk and heat until melted.

Pour half the mix into a tin and top with half the M&Ms.

Add the other half of the mixture and again top with M&Ms.

Leave to set overnight in the fridge.