



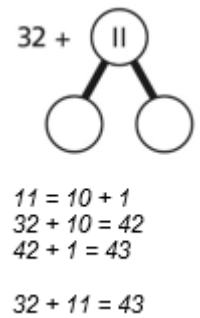
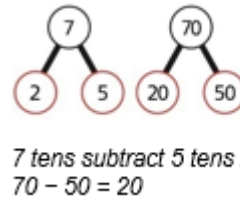
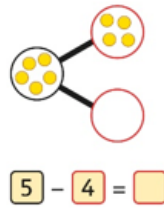
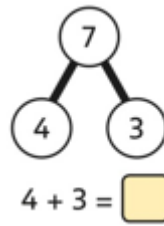
Maths at Mersey Park

Key Stage One



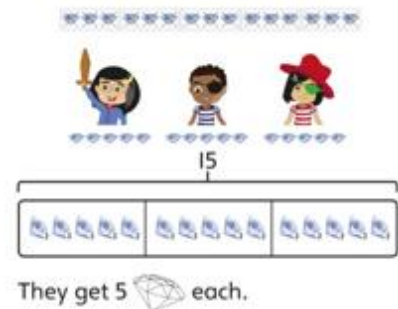
Part Whole Models

We use part whole models to help us with our additions and subtractions. We use them to show the different parts of a number and how we can split it up to help us solve a calculation.



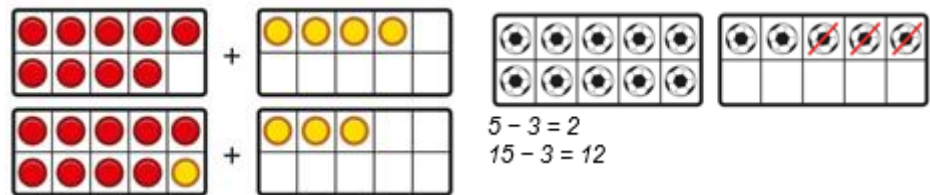
Bar Models

We use bar models to help us solve addition and subtraction but also multiplication and division. We make sure the parts of the bar are the correct size to represent our number.



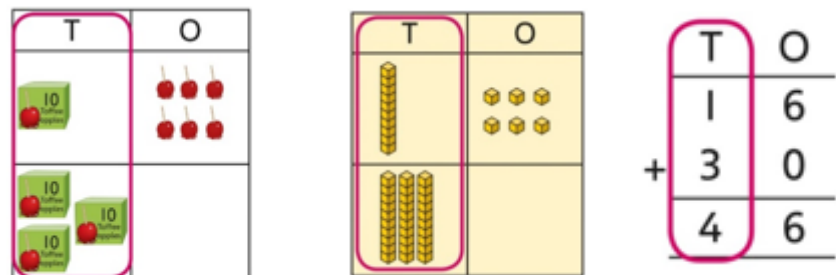
Ten Frames

We use ten frames to help us with our additions and subtractions. The frame helps us to count quickly because if it is full we know we already have ten so we don't have to count each circle.




Place Value Grid

We use place value grids to help us understand the value of a digit and then they help us add or subtract those digits.

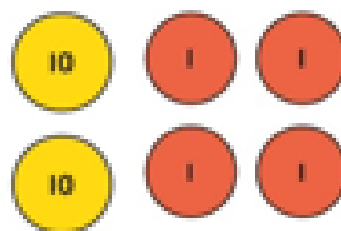


16 is 1 ten and 6 ones.
 30 is 3 tens.
 There are 4 tens and 6 ones in total.

Concrete Manipulatives



Dienes



Place Value Counters



Numicon